

Ikegami

4K


High Resolution 4K Camera

MKC-750UHD

Superior Picture Quality

4K
RESOLUTION

COMPACT
AND LIGHTWEIGHT



High Resolution 4K Camera

MKC-750UHD

4K



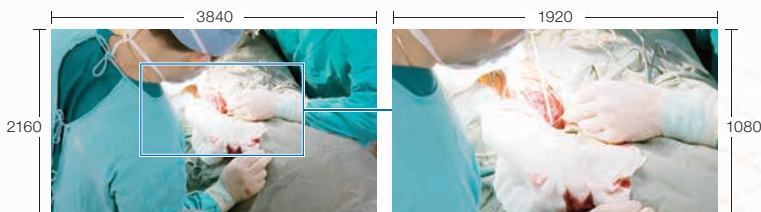
4K RESOLUTION

4K High Resolution

By equipping the CCU with 4K (3840x2160) digital processing, the MKC-750UHD produces superb resolution with four times the sample rate of conventional HD (1920x1080).

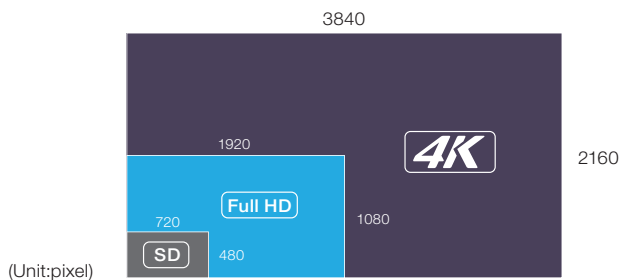
(Horizontal Resolution 1600TVL, and S/N 58dB)

Quarter (1/4) video capture for full HD (1920x1080) display



ABOUT 4K

4K (3840x2160) delivers four times as much detail as Full HD (1920x1080), providing high quality images as real as seen by the human eye. Especially on a big screen, it reproduces images superior to Full HD.



COMPACT AND LIGHTWEIGHT

Compact and Lightweight Camera Head

Although the MKC-750UHD is a 4K camera, it has a very compact and lightweight camera head.

FEATURES & FUNCTIONS

High Sensitivity

When providing 4K resolution, the MKC-750UHD has a sensitivity of F8 at 2000 lx. With the function of adding lines (LINE MIX function), it is practical to increase the sensitivity by a factor of two for low light situations.

Note: the trade off is some loss in resolution when using line mix.

Various Image Outputs

The CCU outputs digital HD signals (HD-SDI and DVI), as well as, a 4K signal.

Automatic Iris Control

By connecting an exclusive camera adaptor, the auto iris control function can be used.

Automatic Electronic Shutter System

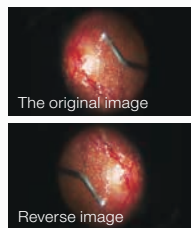
The continuously variable electronic shutter can be used with a manual iris lens. This iris functionality maintains optimized performance over a wide range of lighting conditions.

Auto Gain Control

The gain can be adjusted automatically to provide the proper picture brightness when the light level is not enough.

Flip and Turn Function

The images can be flipped horizontally and vertically by the digital processing to correct the TV image against the inversion caused by optical instruments. Remote control is available via an optional external unit such as a foot switch.



Antibacterial Coating

The camera head and CCU (camera control unit) are coated to improve infection control.

Picture Freeze

By pressing the Freeze button on the CCU, it is possible to hold the current image.

Scene File

4 scene files are provided to keep pre-set memories of various control functions for convenient use. Scene file data can be saved into and loaded from a USB memory.

Function Switch

Four switches are available on the CCU to custom assign to control functions important to the user.



Digital Zoom

Electronic zoom for the center of an image is available, up to four times.

Level Indicator

Video level can be checked and adjusted using a level indicator on the CCU.



ACCESSORIES

Surgery Microscope Adaptor

CFA-400R

Focus/Remote control



CFA-400



Other Accessories

Camera cable



MCCGHPP-050(5m)
MCCGCJP-100(for extension 10m)

Dual Foot Switch
OFLTV-SP



Specifications

Rating		
Optics	RGB prism	
Image Pickup Device	1/3-inch, CMOS x 3	
Lens Mount	C-Mount	
Output Signals	4K	3G-SDI (Level A) x 4 BNC 1ch 3840 x 2160p
		HDTV
	HDTV	HD-SDI 2ch 1920 x 1080i/p
		DVI 1ch 1920 x 1080i/p
External Reference	HDTV Tri-Sync 1ch	
Camera cable (option)	Multi-core cable 5m + 10m	
Dimensions / Weight	Camera Head	W34 x H40 x D40mm [W1.34 x H1.57 x D1.57inch] (excluding protrusions) / 100g [0.22lbs] approx.
	Camera Control Unit	W210 x H80 x D270mm [W8.28 x H3.15 x D10.63 inch] (excluding protrusions) / 3kg [6.6lbs] or less
Power Requirement	AC 100V - 230V ±10% 50/60 Hz	
Power Consumption	29W	
Safety Approval	EN60601-1, ANSI/AAMI ES60601-1	

Performance	
Resolution	1600 TV Line
S/N	58dB (Gamma/Detail OFF)
Sensitivity	2000 lx F8 /3200K or more (LINE MIX OFF)


Function	
Electronic Shutter (Rolling Shutter)	Manual 1/100~1/10000
	Auto 1/100~1/10000
	Slow 1/4, 1/8, 1/15, 1/30 field/sec
Gain	-9dB~24dB (3dB steps)
Automatic Functions	Auto White Balance Auto Gain Control Auto Iris Control Auto knee
Image Correction Functions	Shading Correction, DTL Correction, Flare Correction, Auto knee
Auto Iris Sample Area	Narrow / Middle / Full / Circle / USER
Image Flip and Turn	Horizontal, Vertical
Scene File	4 files (by CCU front switch) Setting data can be stored in USB memory
H/V Centering	Built-in
Digital Zoom	1.1x -4x
Color Bar	Built-in
Color Correction (paint)	R-channel / B-channel Correction available via CCU front control
Brightness Adjustment	Available via CCU front control
Freeze Function	Built-in (Controlled by CCU front switch or optional foot switch), still image / live image can be exchanged
Image Level Indicator	7 steps (by LED display on CCU)

Front & Rear Panels

Front Panel

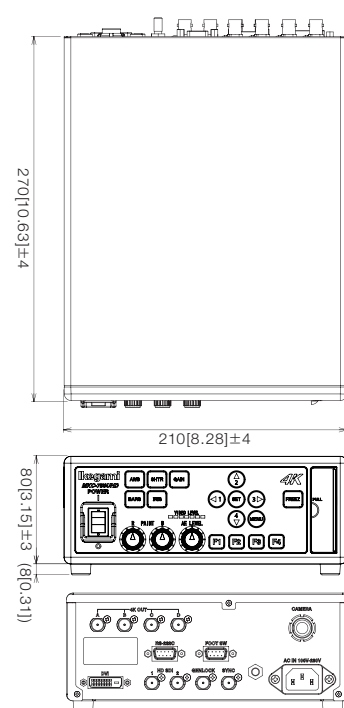


Rear Panel

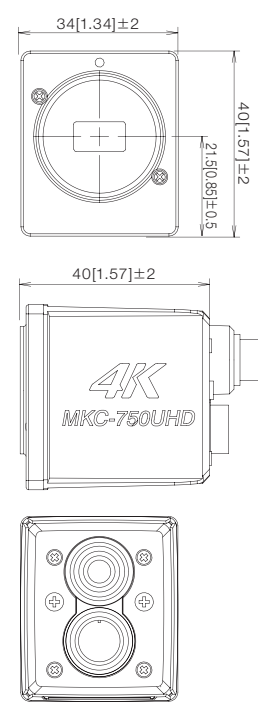


Dimensions (Unit:mm[inch])

CCU



Camera Head



Design and specifications are subject to change without notice.

INSPIRE MEDITECH PRIVATE LIMITED

407 Red Rose Building 49-50, Nehru Place New Delhi-110019

Office +91 11 26284578, 79, 80

H/P +91 9811078156, 919313899647, 919717480657

sales@inspiremeditech.com | www.inspiremeditech.com

